

Water-Activated Tape

from



Environmental Product Declaration

In accordance with ISO 14025

PROGRAMME:	The International EPD® System, www.environdec.com
PROGRAMME OPERATOR:	EPD International AB
EPD REGISTRATION NUMBER:	S-P-05987
PUBLICATION DATE:	2023-05-16
REVISION DATE:	2023-06-30 (version 1.1)
VALID UNTIL:	2028-05-15



EPD Programme Information



Programme: The International EPD® System
EPD International AB
Box 210 60
SE-100 31 Stockholm
Sweden
www.environdec.com
info@environdec.com

Owner of the EPD: IPG
Contact: Sustainability@itape.com

The EPD owner has the sole ownership, liability, and responsibility for the EPD. EPDs within the same product category but from different programs may not be comparable.

Product category rules (PCR): Packaging PCR 2019:13 Version 1.1 Valid until: 2023-11-08

PCR review was conducted by: Anna Bortoluzzi, Università degli Studi di Milano - Department of Chemistry, anna.bortoluzzi@unimi.it

Independent third-party verification of the declaration and data, according to ISO 14025:2006:

EPD process certification EPD verification

Third party verifier: Lydia Schreiber, Maggie Wildnauer, Brad McAllister
WAP Sustainability Consulting

In case of recognised individual verifiers:
Approved by: The International EPD® System

Procedure for follow-up of data during EPD validity involves third party verifier:

Yes No

The environmental impacts of different EPDs can be compared only taking into account all the technical information supporting the declared/functional unit definition as requested by the PCR.

Water-Activated Tape



IPG Company Information



Company



Product



Content Declaration



Environmental Performance



Additional Information

Headquartered in Sarasota, Florida, IPG is a global provider of packaging and protective solutions across a diversified set of geographies and end-markets. The Company develops, manufactures, and sells a variety of solutions including paper and film-based pressure-sensitive and water-activated tapes, stretch and shrink films, protective packaging, woven and non-woven products and packaging machinery.

Name and location of production site:

Water-activated tape product line is manufactured at the IPG facilities located at 741 4th Street, Menasha, Wisconsin, 54952; and 13722 Bill McGee Road, Midland, North Carolina, 28107, United States.



IPG Corporate Headquarters, Sarasota, Florida



IPG Facility, Menasha, Wisconsin



IPG Facility, Midland, North Carolina



Our Locations

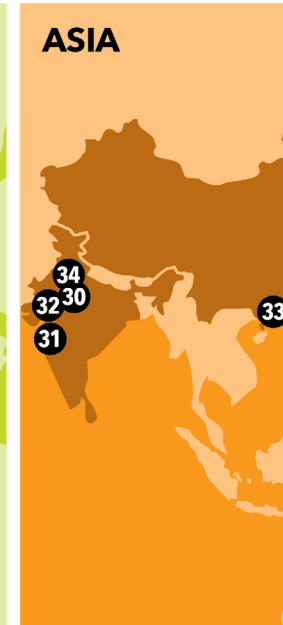
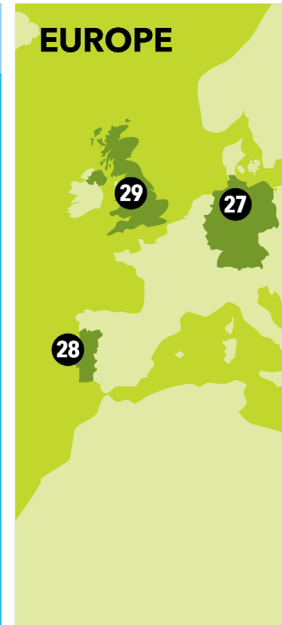
Company 

Product 



























Content Declaration 

Environmental Performance 

Additional Information 



NORTH AMERICA

- | | | |
|--|--|---|
| 1. Ansonia, CT  | 11. Corona, CA  | 20. Salisbury, NC  |
| 2. Atlanta, GA  | 12. Cornwall, ON  | 21. Sarasota, FL  |
| 3. Bardstown, KY (2)  | 13. Danville, VA   | 22. Schaumburg, IL  |
| 5. Blythewood, SC  | 14. Delta, BC  | 23. Springfield, OH  |
| 6. Brighton, CO  | 15. Everetts, NC  | 24. Toronto, ON  |
| 7. Carbondale, IL  | 16. Marysville, MI  | 25. Tremonton, UT  |
| 8. Carlstadt, NJ  | 17. Menasha, WI  | 26. Truro, NS  |
| 9. Carrollton, TX  | 18. Midland, NC  | |
| 10. Chicago, IL  | 19. Montreal, QC  | |

EUROPE

- 27. Flensburg, Germany 
- 28. Porto, Portugal 
- 29. Widnes, UK 

ASIA

- 30. Chopanki, India 
- 31. Daman, India 
- 32. Dahej, India 
- 33. Jiangmen City, China 
- 34. Karoli, India 

-  Manufacturing
-  Machine Assembly
-  Distribution
-  Administrative Office
-  Corporate Headquarters



Our Vision

Company	
Product	
Content Declaration	
Environmental Performance	
Additional Information	

VISION[®] ipg

— TO BE THE —
GLOBAL LEADER
— IN —
PACKAGING
— AND —
PROTECTIVE
— SOLUTIONS —

VALUES

PASSION PEOPLE INTEGRITY
PERFORMANCE TEAMWORK

STRATEGY

STRENGTHEN THE PRODUCT BUNDLE 	EXPAND THE GLOBAL FOOTPRINT 
EMBRACE SUSTAINABILITY 	DRIVE OPERATIONAL EXCELLENCE 

Our Commitment



"At IPG, we remain committed to the development and commercialization of more sustainable packaging solutions, and our partnership with leading organizations such as the Sustainable Packaging Coalition, ENERGY STAR, United Nations Global Compact, and others, is a demonstration of our commitment."

Jay Bolus, Vice President, Sustainability


IPG subscribes to externally developed economic, environmental, and social charters, principles and other initiatives that align with our sustainability efforts.



WE SUPPORT



Working with Experts



- William McDonough
- Author of *Cradle to Cradle*
- Focused on the circular economy
- Complex evaluations and monitoring for improvement

"Making the transition from less bad to more good"
Jay Bolus, VP Sustainability, IPG



Multi-Attribute Certifications

- Company 
- Product 
- Content Declaration 
- Environmental Performance 
- Additional Information 



-  **material health**
-  **product circularity**
-  **clean air & climate protection**
-  **water & soil stewardship**
-  **social fairness**

Our Circular Economy

- Company 
- Product 
- Content Declaration 
- Environmental Performance 
- Additional Information 

Eliminating the concept of waste

Our Sustainable Product Design and Development Vision Statement directs the application of “safe and circular” concepts to our products’ design and development. We have committed to eliminating toxic substances from new and existing products and incorporating recycled and renewable materials while maintaining product performance. Achieving a circular economy is a long-term objective, and we are dedicated to working towards it.

The Circular Economy emulates natural life cycles, and eliminates the concept of waste so that all products and their components become “food” for other systems- either biological (returning to nature) or technical (returning to industry).



Product Information - Water-Activated Tape



Company



Product



Content Declaration



Environmental Performance



Additional Information

Product

Product name:
Water-Activated Tape

Product description:
Water-activated tape (gummed paper tape, gum tape, kraft paper tape) bonds instantly to both virgin and recycled fiber surfaces and therefore, generates an immediate destructive bond resulting in a tamper evident package. IPG's paper tape is offered in both fiberglass reinforced and plain paper with many styles available in standard prints or customized prints to display your corporate message. They all have one common feature... uncompromising quality.

UN CPC code:
UN CPC 32149

Geographical scope:
North America



Cradle to Cradle Certification



At IPG, our ongoing sustainability efforts are a top priority. Our brand is committed to developing sustainable packaging alternatives that meet the changing needs of the market, as well as customers who consider the environment in their decision-making.

Cradle to Cradle Certified® is a globally recognized and trusted, science-based measure that leads industry transformation towards a safe, circular and equitable future. Unlike many of the single attribute certifications available, it is a multi-attribute measure of sustainable products; the globally recognized certification assesses all aspects of product design and manufacturing and signals that the brand has made the commitment to continuous improvement for all products that carry the Cradle to Cradle Certified mark.

Cradle to Cradle Certified provides brands with the framework for considering the impact of their actions on the environment and the communities across their value chain.

Water-Activated Tape

As of February 2020, IPG's [Natural Kraft Water-Activated Tape](#) (also known as WAT or Gum Tape) was [Cradle to Cradle Certified Bronze](#). All of IPG's WAT is recyclable with the carton it is applied on. Cartons are one of the most widely recycled packaging products in use today. When you use IPG's WAT tape to seal the carton, the paper from the tape contributes to the recycling stream with the corrugate.



Product Information

- Company 
- Product 
- Content Declaration 
- Environmental Performance 
- Additional Information 



Example of Print



Example of Print

Product	IPG Production Facility	Roll Dimensions
Venom Natural	Midland, NC	70mm x 1000' (70mm x 305m)
Printed Venom Natural	Midland, NC	70mm x 1000' (70mm x 305m)
260 Natural	Menasha, WI	3" x 900' (76mm x 274m)
Printed 260 Natural	Menasha, WI	3" x 900' (76mm x 274m)

LCA Information



Functional Unit

1 m² tape

The final packaging product unit cannot be identified as it varies by packaging size, application, and user.

Reference Flow

Venom Natural: 1.26E-01 kg/m²

Printed Venom Natural: 1.33E-01 kg/m²

260 Natural: 1.46E-01 kg/m²

Printed 260 Natural: 1.54E-01 kg/m²

Reference service life:

- single use

Time representativeness:

Primary data for electricity and scrap rate at IPG production facility and material composition and supplier information from 2022.

Database(s) and LCA software used:

GaBi LCA Software version 8.0

Sphera database 2022, US LCI Database 2022

End of Life Disposal Scenario:

The water-activated tape was assumed to be 100% recycled.

Based on EPA data, the tape was assumed to be 81% recycled, while the remaining 19% was landfilled (EPA, 2021).

Environmental Performance:

Mandatory impact category indicators are adopted from the core environmental impact indicators of EN 15804:2012+A2:2019/AC:2021.

LCA Information

Company 

Product 

Content Declaration 

Environmental Performance 

Additional Information 

Description of system boundaries:

Life cycle stage	Life cycle module	Life cycle module group	EPD Type
			Functional Unit: Cradle-Grave
Upstream	A1) Raw material supply	A1-A3) Product stage	X
	A2) Transport		X
	A3) Manufacturing		X
Downstream	A4) Transport to forming or filling	A4-A5) Forming stage	ND
	A5) Forming		ND
	B1) Filling operation	B1-B5) Use stage	X
	B2) Distribution of filled packaging		X
	B3) Transport to reconditioning		ND
	B4) Reconditioning		ND
	B5) Transport to re-filling point		ND
	C1) Disassembling/sorting	C1-C3) End of life stage	X
	C2) Transport to recovery/disposal		X
C3) Final disposal	X		

Excluded lifecycle stages: Downstream Module

A4) Transport to Forming or Filling (Module Not Declared, ND)

Product is sold unfilled to the final consumer and shipped to distributor from manufacturing facility

A5) Packaging Forming (Module Not Declared, ND)

Product is formed during manufacturing

B3) Transport to Reconditioning (Module Not Declared, ND)

Product is single use

B4) Reconditioning (Module Not Declared, ND)

Product is single use

B5) Transport to Re-Filling Point (Module Not Declared, ND)

Product is single use

LCA Information Water-Activated Tape process system diagram

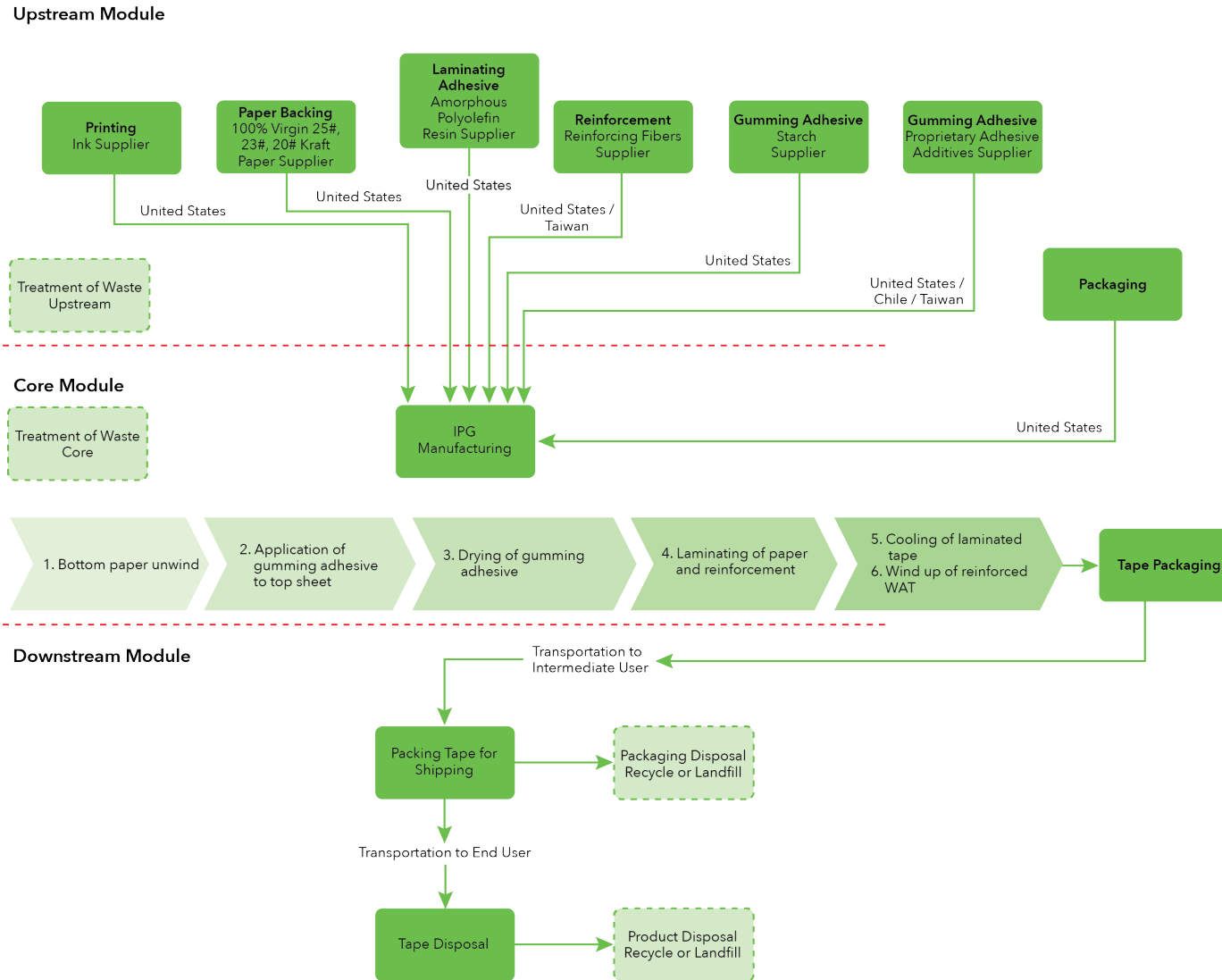
Company 

Product 

Content Declaration 

Environmental Performance 

Additional Information 



Content Declaration: Venom Natural

Company 

Product 







Content Declaration 

Environmental Performance 

Additional Information 

Product

Materials / chemical substances

 <p>100% Virgin 23# Kraft Paper</p> <p>32%</p> <p>kg 4.01E-02 per m² tape</p>	 <p>100% Virgin 20# Kraft Paper</p> <p>28%</p> <p>kg 3.49E-02 per m² tape</p>	 <p>Amorphous Polyolefin Resin</p> <p>18%</p> <p>kg 2.24E-02 per m² tape</p>
 <p>Reinforcing Fibers</p> <p>3%</p> <p>kg 4.04E-03 per m² tape</p>	 <p>Starch</p> <p>13%</p> <p>kg 1.69E-02 per m² tape</p>	 <p>Proprietary Adhesive Additives</p> <p>6%</p> <p>kg 6.92E-03 per m² tape</p>

Packaging

Distribution/Consumer packaging:

Corrugated Box sealed with Water-Activated Tape, 6 rolls per carton, 50 cartons per pallet; 30" x 36" coated paper slip sheet each carton layer; 40"x 48" pallet, stretch wrapped



Environmental Performance: Venom Natural



Indicator name	Unit	Module			
Core environmental impact indicators		Upstream	Core	Downstream	Total
Climate Change - total	kg CO ₂ eq.	5.06E-02	8.54E-02	7.17E-02	2.08E-01
Climate Change - fossil	kg CO ₂ eq.	1.49E-01	8.53E-02	5.92E-02	2.94E-01
Climate Change - biogenic	kg CO ₂ eq.	-9.85E-02	1.57E-05	1.26E-02	-8.59E-02
Climate Change - LULUC	kg CO ₂ eq.	4.14E-06	2.29E-06	1.36E-07	6.57E-06
Ozone depletion	kg CFC-11 eq.	1.05E-09	1.03E-12	1.21E-12	1.05E-09
Acidification	Mole of H+ eq.	5.67E-04	5.04E-04	3.66E-04	1.44E-03
Eutrophication, freshwater	kg P eq.	2.14E-05	3.81E-08	5.50E-07	2.20E-05
Eutrophication, marine	kg N eq.	1.81E-04	1.26E-04	1.37E-04	4.44E-04
Eutrophication, terrestrial	mol N eq.	2.01E-03	1.37E-03	1.56E-03	4.94E-03
Photochemical ozone formation	kg NMVOC eq.	3.57E-04	3.77E-04	3.90E-04	1.12E-03
Abiotic depletion potential, minerals & metals ¹	kg Sb eq.	4.70E-08	5.47E-09	1.97E-10	5.27E-08
Abiotic depletion potential, fossil resources ¹	MJ	3.32E+00	1.30E+00	6.09E-01	5.23E+00
Water use ¹	m ³ world eq. deprived	2.67E-01	5.18E-03	-5.85E-04	2.72E-01
Indicators describing resource use		Upstream	Core	Downstream	Total
Use of renewable primary energy as energy carrier	MJ	4.15E-01	7.56E-02	9.22E-04	4.92E-01
Use of renewable primary energy resources used as raw materials	MJ	4.12E-02	3.35E-12	2.03E-14	4.12E-02
Total use of renewable primary energy	MJ	4.56E-01	7.56E-02	9.22E-04	5.33E-01
Use of non-renewable primary energy as energy carrier	MJ	3.35E+00	1.30E+00	6.09E-01	5.26E+00
Use of non-renewable primary energy resources used as raw materials	MJ	8.50E-07	8.48E-06	6.53E-14	9.33E-06
Total use of non-renewable primary energy resource	MJ	3.35E+00	1.30E+00	6.09E-01	5.26E+00
Secondary material	kg	0	0	0	0
Renewable secondary fuels	MJ	0	0	0	0
Non-renewable secondary fuels	MJ	0	0	0	0
Net use of fresh water	m ³	6.22E-03	1.54E-04	-1.36E-05	6.36E-03

Environmental Performance: Venom Natural

Company 

Product 

Content Declaration 

Environmental Performance 

Additional Information 

Indicator name	Unit	Module			
		Upstream	Core	Downstream	Total
Environmental information describing waste categories					
Hazardous waste disposed	kg	3.60E-07	1.69E-11	3.27E-09	3.63E-07
Non-hazardous waste disposed	kg	1.14E-03	1.56E-04	1.84E-02	1.97E-02
Radioactive waste disposed	kg	2.02E-05	6.02E-05	1.89E-07	8.06E-05
Environmental information describing output flows					
Components for reuse	kg	0	0	0	0
Material for recycling	kg	0	5.00E-03	1.01E-01	1.06E-01
Materials for energy recovery	kg	0	0	0	0
Exported energy, electricity	MJ	0	0	0	0
Exported energy, thermal	MJ	0	0	0	0
Disclaimer 1 – The results of this environmental impact indicator shall be used with care as the uncertainties on these results are high or as there is limited experienced with the indicator.					

Content Declaration: Printed Venom Natural

Company 

Product 















Content Declaration 

Environmental Performance 

Additional Information 

Product

Materials / chemical substances

 100% Virgin 23# Kraft Paper 30%  4.03E-02 per m ² tape	 100% Virgin 20# Kraft Paper 26%  3.50E-02 per m ² tape	 Amorphous Polyolefin Resin 17%  2.25E-02 per m ² tape	 Ink 5%  6.72E-03 per m ² tape
 Reinforcing Fibers 3%  4.06E-03 per m ² tape	 Starch 13%  1.70E-02 per m ² tape	 Proprietary Adhesive Additives 5%  6.97E-03 per m ² tape	

Typical/standard as printed images vary

Packaging

Distribution/Consumer packaging: Corrugated Box sealed with Water-Activated Tape, 6 rolls per carton, 50 cartons per pallet; 30" x 36" coated paper slip sheet each carton layer; 40"x 48" pallet, stretch wrapped



Environmental Performance : Printed Venom Natural



Indicator name	Unit	Module			
Core environmental impact indicators		Upstream	Core	Downstream	Total
Climate Change - total	kg CO ₂ eq.	8.24E-02	8.69E-02	7.54E-02	2.45E-01
Climate Change - fossil	kg CO ₂ eq.	1.81E-01	8.69E-02	6.21E-02	3.30E-01
Climate Change - biogenic	kg CO ₂ eq.	-9.88E-02	1.57E-05	1.33E-02	-8.55E-02
Climate Change - LULUC	kg CO ₂ eq.	5.70E-06	2.29E-06	1.44E-07	8.13E-06
Ozone depletion	kg CFC-11 eq.	1.06E-09	1.07E-12	1.27E-12	1.06E-09
Acidification	Mole of H ⁺ eq.	6.73E-04	5.14E-04	3.84E-04	1.57E-03
Eutrophication, freshwater	kg P eq.	2.16E-05	3.85E-08	5.82E-07	2.22E-05
Eutrophication, marine	kg N eq.	1.99E-04	1.30E-04	1.43E-04	4.72E-04
Eutrophication, terrestrial	mol N eq.	2.21E-03	1.42E-03	1.64E-03	5.27E-03
Photochemical ozone formation	kg NMVOC eq.	4.14E-04	3.89E-04	4.09E-04	1.21E-03
Abiotic depletion potential, minerals & metals¹	kg Sb eq.	2.22E-07	5.47E-09	2.08E-10	2.28E-07
Abiotic depletion potential, fossil resources¹	MJ	4.08E+00	1.32E+00	6.38E-01	6.04E+00
Water use¹	m ³ world eq. deprived	2.74E-01	5.18E-03	-6.19E-04	2.79E-01
Indicators describing resource use		Upstream	Core	Downstream	Total
Use of renewable primary energy as energy carrier	MJ	4.34E-01	7.56E-02	9.76E-04	5.11E-01
Use of renewable primary energy resources used as raw materials	MJ	4.14E-02	3.35E-12	2.15E-14	4.14E-02
Total use of renewable primary energy	MJ	4.75E-01	7.56E-02	9.76E-04	5.52E-01
Use of non-renewable primary energy as energy carrier	MJ	4.12E+00	1.32E+00	6.38E-01	6.08E+00
Use of non-renewable primary energy resources used as raw materials	MJ	8.50E-07	8.48E-06	6.91E-14	9.33E-06
Total use of non-renewable primary energy resource	MJ	4.12E+00	1.32E+00	6.38E-01	6.08E+00
Secondary material	kg	0	0	0	0
Renewable secondary fuels	MJ	0	0	0	0
Non-renewable secondary fuels	MJ	0	0	0	0
Net use of fresh water	m ³	6.38E-03	1.54E-04	-1.44E-05	6.52E-03

Environmental Performance: Printed Venom Natural

Company 

Product 

Content Declaration 

Environmental Performance 

Additional Information 

Indicator name	Unit	Module			
Environmental information describing waste categories		Upstream	Core	Downstream	Total
Hazardous waste disposed	kg	5.10E-07	1.69E-11	3.47E-09	5.13E-07
Non-hazardous waste disposed	kg	1.31E-03	1.56E-04	1.95E-02	2.10E-02
Radioactive waste disposed	kg	3.22E-05	6.02E-05	2.00E-07	9.26E-05
Environmental information describing output flows		Upstream	Core	Downstream	Total
Components for reuse	kg	0	0	0	0
Material for recycling	kg	0	5.30E-03	1.07E-01	1.12E-01
Materials for energy recovery	kg	0	0	0	0
Exported energy, electricity	MJ	0	0	0	0
Exported energy, thermal	MJ	0	0	0	0
Disclaimer 1 - The results of this environmental impact indicator shall be used with care as the uncertainties on these results are high or as there is limited experienced with the indicator.					

Content Declaration: 260 Natural

Company 

Product 






Content Declaration 

Environmental Performance 

Additional Information 

Product

Materials / chemical substances

 <p>100% Virgin 25# Kraft Paper</p> <p>59%</p> <p>kg 8.53E-02 per m² tape</p>	 <p>Amorphous Polyolefin Resin</p> <p>17%</p> <p>kg 2.49E-02 per m² tape</p>	 <p>Reinforcing Fibers</p> <p>7%</p> <p>kg 9.88E-03 per m² tape</p>
 <p>Starch</p> <p>12%</p> <p>kg 1.82E-02 per m² tape</p>	 <p>Proprietary Adhesive Additives</p> <p>5%</p> <p>kg 7.49E-03 per m² tape</p>	

Packaging

Distribution/Consumer packaging:

Corrugated Box sealed with Water-Activated Tape, 6 rolls per carton, 50 cartons per pallet; 30" x 36" coated paper slip sheet each carton layer; 40"x 48" pallet, stretch wrapped



Environmental Performance: 260 Natural



Indicator name	Unit	Module			
		Upstream	Core	Downstream	Total
Core environmental impact indicators		Upstream	Core	Downstream	Total
Climate Change - total	kg CO ₂ eq.	6.74E-02	1.10E-01	6.68E-02	2.44E-01
Climate Change - fossil	kg CO ₂ eq.	1.78E-01	1.10E-01	5.22E-02	3.40E-01
Climate Change - biogenic	kg CO ₂ eq.	-1.11E-01	2.00E-05	1.46E-02	-9.64E-02
Climate Change - LULUC	kg CO ₂ eq.	4.76E-06	2.91E-06	1.59E-07	7.83E-06
Ozone depletion	kg CFC-11 eq.	1.57E-09	1.46E-12	9.88E-13	1.57E-09
Acidification	Mole of H ⁺ eq.	6.91E-04	6.55E-04	3.14E-04	1.66E-03
Eutrophication, freshwater	kg P eq.	2.42E-05	4.81E-08	6.35E-07	2.49E-05
Eutrophication, marine	kg N eq.	2.13E-04	1.84E-04	1.15E-04	5.12E-04
Eutrophication, terrestrial	mol N eq.	2.40E-03	2.01E-03	1.34E-03	5.75E-03
Photochemical ozone formation	kg NMVOC eq.	4.31E-04	5.43E-04	3.25E-04	1.30E-03
Abiotic depletion potential, minerals & metals¹	kg Sb eq.	5.23E-08	6.92E-09	2.29E-10	5.94E-08
Abiotic depletion potential, fossil resources¹	MJ	3.93E+00	1.65E+00	5.00E-01	6.08E+00
Water use¹	m ³ world eq. deprived	3.00E-01	6.58E-03	-6.81E-04	3.06E-01
Indicators describing resource use		Upstream	Core	Downstream	Total
Use of renewable primary energy as energy carrier	MJ	4.66E-01	9.61E-02	1.07E-03	5.63E-01
Use of renewable primary energy resources used as raw materials	MJ	4.69E-02	4.25E-12	2.36E-14	4.69E-02
Total use of renewable primary energy	MJ	5.13E-01	9.61E-02	1.07E-03	6.10E-01
Use of non-renewable primary energy as energy carrier	MJ	3.96E+00	1.65E+00	5.00E-01	6.11E+00
Use of non-renewable primary energy resources used as raw materials	MJ	1.69E-06	1.08E-05	7.59E-14	1.25E-05
Total use of non-renewable primary energy resource	MJ	3.96E+00	1.65E+00	5.00E-01	6.11E+00
Secondary material	kg	0	0	0	0
Renewable secondary fuels	MJ	0	0	0	0
Non-renewable secondary fuels	MJ	0	0	0	0
Net use of fresh water	m ³	7.02E-03	1.96E-04	-1.58E-05	7.20E-03

Environmental Performance: 260 Natural

Company 

Product 

Content Declaration 

Environmental Performance 

Additional Information 







Indicator name	Unit	Module			
Environmental information describing waste categories		Upstream	Core	Downstream	Total
Hazardous waste disposed	kg	3.97E-07	2.15E-11	3.81E-09	4.01E-07
Non-hazardous waste disposed	kg	1.31E-03	1.99E-04	2.14E-02	2.29E-02
Radioactive waste disposed	kg	2.88E-05	7.64E-05	2.20E-07	1.05E-04
Environmental information describing output flows		Upstream	Core	Downstream	Total
Components for reuse	kg	0	0	0	0
Material for recycling	kg	0	5.80E-03	1.18E-01	1.24E-01
Materials for energy recovery	kg	0	0	0	0
Exported energy, electricity	MJ	0	0	0	0
Exported energy, thermal	MJ	0	0	0	0
Disclaimer 1 - The results of this environmental impact indicator shall be used with care as the uncertainties on these results are high or as there is limited experienced with the indicator.					

Content Declaration: Printed 260 Natural

- Company 
- Product 
- Content Declaration 
- Environmental Performance 
- Additional Information 

Product

Materials / chemical substances

 <p>100% Virgin 25# Kraft Paper</p> <p>55%</p> <p>kg 8.53E-02 per m² tape</p>	 <p>Amorphous Polyolefin Resin</p> <p>16%</p> <p>kg 2.53E-02 per m² tape</p>	 <p>Reinforcing Fibers</p> <p>7%</p> <p>kg 1.01E-02 per m² tape</p>
 <p>Starch</p> <p>12%</p> <p>kg 1.86E-02 per m² tape</p>	 <p>Proprietary Adhesive Additives</p> <p>5%</p> <p>kg 7.62E-03 per m² tape</p>	 <p>Ink</p> <p>5%</p> <p>kg 6.94E-03 per m² tape</p>

Typical/standard as printed images vary

Packaging

Distribution/Consumer packaging:

Corrugated Box sealed with Water-Activated Tape, 6 rolls per carton, 50 cartons per pallet; 30" x 36" coated paper slip sheet each carton layer; 40"x 48" pallet, stretch wrapped



Environmental Performance: Printed 260 Natural



Indicator name	Unit	Module			
		Upstream	Core	Downstream	Total
Core environmental impact indicators					
Climate Change - total	kg CO ₂ eq.	1.01E-01	1.12E-01	8.59E-02	2.99E-01
Climate Change - fossil	kg CO ₂ eq.	2.12E-01	1.12E-01	7.05E-02	3.95E-01
Climate Change - biogenic	kg CO ₂ eq.	-1.12E-01	2.00E-05	1.54E-02	-9.66E-02
Climate Change - LULUC	kg CO ₂ eq.	6.43E-06	2.91E-06	1.67E-07	9.51E-06
Ozone depletion	kg CFC-11 eq.	1.58E-09	1.50E-12	1.43E-12	1.58E-09
Acidification	Mole of H ⁺ eq.	8.02E-04	6.66E-04	4.35E-04	1.90E-03
Eutrophication, freshwater	kg P eq.	2.43E-05	4.85E-08	6.74E-07	2.50E-05
Eutrophication, marine	kg N eq.	2.32E-04	1.89E-04	1.62E-04	5.83E-04
Eutrophication, terrestrial	mol N eq.	2.62E-03	2.05E-03	1.86E-03	6.53E-03
Photochemical ozone formation	kg NMVOC eq.	4.91E-04	5.56E-04	4.62E-04	1.51E-03
Abiotic depletion potential, minerals & metals¹	kg Sb eq.	2.52E-07	6.92E-09	2.42E-10	2.59E-07
Abiotic depletion potential, fossil resources¹	MJ	4.75E+00	1.67E+00	7.20E-01	7.14E+00
Water use¹	m ³ world eq. deprived	3.09E-01	6.58E-03	-7.18E-04	3.15E-01
Indicators describing resource use					
Use of renewable primary energy as energy carrier	MJ	4.94E-01	9.61E-02	1.13E-03	5.91E-01
Use of renewable primary energy resources used as raw materials	MJ	4.69E-02	4.25E-12	2.49E-14	4.69E-02
Total use of renewable primary energy	MJ	5.41E-01	9.61E-02	1.13E-03	6.38E-01
Use of non-renewable primary energy as energy carrier	MJ	4.79E+00	1.67E+00	7.21E-01	7.18E+00
Use of non-renewable primary energy resources used as raw materials	MJ	1.72E-06	1.08E-05	8.01E-14	1.25E-05
Total use of non-renewable primary energy resource	MJ	4.79E+00	1.67E+00	7.21E-01	7.18E+00
Secondary material	kg	0	0	0	0
Renewable secondary fuels	MJ	0	0	0	0
Non-renewable secondary fuels	MJ	0	0	0	0
Net use of fresh water	m ³	7.20E-03	1.96E-04	-1.67E-05	7.38E-03

Environmental Performance: Printed 260 Natural

Company 

Product 

Content Declaration 

Environmental Performance 

Additional Information 

Indicator name	Unit	Module			
Environmental information describing waste categories		Upstream	Core	Downstream	Total
Hazardous waste disposed	kg	5.57E-07	2.15E-11	4.02E-09	5.61042E-07
Non-hazardous waste disposed	kg	1.51E-03	1.99E-04	2.26E-02	2.43E-02
Radioactive waste disposed	kg	4.21E-05	7.64E-05	2.32E-07	1.19E-04
Environmental information describing output flows		Upstream	Core	Downstream	Total
Components for reuse	kg	0	0	0	0
Material for recycling	kg	0	6.10E-03	1.25E-01	1.31E-01
Materials for energy recovery	kg	0	0	0	0
Exported energy, electricity	MJ	0	0	0	0
Exported energy, thermal	MJ	0	0	0	0
Disclaimer 1 - The results of this environmental impact indicator shall be used with care as the uncertainties on these results are high or as there is limited experienced with the indicator.					

References



Company

EPA (2021) Containers and packaging: product-specific data - paper and paperboard containers and packaging. United States Environmental Protection Agency. Retrieved from <https://www.epa.gov/facts-and-figures-about-materials-waste-and-recycling/containers-and-packaging-product-specific-data#PaperandPaperboardC&P>



Product

EPD International (2021) General Programme Instructions for the International EPD® System. Version 4.0, dated 2021-03-29. www.envIRONDEC.com



Content Declaration

ISO (2006b), ISO 14040:2006, Environmental management - Life cycle assessment - Principles and framework.

ISO (2006c), ISO 14044: 2006, Environmental management - Life cycle assessment - Requirements and guidelines.

ISO (2006a), ISO 14025:2006, Environmental labels and declarations - Type III environmental declarations - Principles and procedures.

PCR (2019:13). Packaging. Version 1.1. International EPD® System.



Environmental Performance

Sphera (2022). GaBi LCA Software.



Additional Information

Differences Versus Previous Versions

2023-05-16 Version 1

2023-07-05 Version 1.1 Editorial change: Changed contact email, corporate logo.

Thank You!

